

## LEGACY LOCATOR® COMPARED TO THE NEW LOCATOR R-Tx®

FEATURES	 <b>LOCATOR R-Tx®</b> <small>REMOVABLE ATTACHMENT SYSTEM</small>	 <b>LOCATOR®</b>
<b>Abutment Coating</b>	DuraTec® Titanium Carbon Nitride. Aesthetic pink gingiva color is harder & more wear-resistant.	Titanium Nitride (gold colored).
<b>Drive Mechanism</b>	Standard .050"/1.25mm* hex drive.	Dedicated Core Tool.
<b>Patient Seating</b>	Coronal Abutment dimension Narrower to improve patient alignment & seating.	Coronal portion of the Abutment is wider & more challenging for the patient to orient the seating position.
<b>Attachment Engagement</b>	Always dual engagement using Retention Inserts.	Dual engagement with Standard Inserts; single with Extended Range Inserts.
<b>Angle Correction/ Pivot Function</b>	Maximum 30° per implant.	Maximum 20° per implant with Extended Range Inserts; 10° with Standard Inserts.
<b>Denture Attachment Housing</b>	Anodized titanium (pink) for aesthetics; grooves & flats resist vertical and rotational movement; enhanced pivot function.	Titanium with horizontal grooves to resist vertical movement.
<b>Retention Inserts</b>	Standard and Limited Range Inserts for a customized fit based on patient preferences and needs.	Standard and Extended Range Nylon Inserts; retention level in pounds.
<b>Packaging</b>	Custom all-in-one, double-ended vial packaging.	Components sold in separate packages.



**ZEST DENTAL SOLUTIONS**  
 2875 LOKER AVENUE EAST  
 CARLSBAD, CA 92010  
 USA

TEL: 800.262.2310  
 FAX: 760.743.7975  
 EMAIL: SALES@ZESTDENT.COM  
**WWW.ZESTDENT.COM**

DISTRIBUTED BY:

\*EXCLUDING CONNECTIONS THAT UTILIZE .048" HEX DRIVE MECHANISM. PLEASE CONTACT YOUR IMPLANT COMPANY PROVIDER FOR MORE INFORMATION.  
 ©2022 ZEST Anchors LLC. All rights reserved. DuraTec, LOCATOR, LOCATOR R-Tx, R-Tx, ZEST and Zest Dental Solutions, Color and Shape of Retention Inserts are registered trademarks of ZEST IP Holdings, LLC

\*Data on file, Zest Dental Solutions

L9721 REV F 03/2022



LOCATOR R-Tx®  
REMOVABLE ATTACHMENT SYSTEM



BETTER.  
SIMPLER.  
STRONGER.

The Next Generation of LOCATOR® is here:  
**LOCATOR R-Tx® Removable Attachment System**

**ZD** ZEST DENTAL  
SOLUTIONS®

# THE LOCATOR R-ATTACHMENT

## 1 STRONGER, DURATEC® ABUTMENT COATING

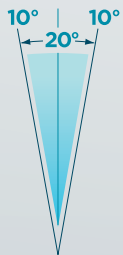
DuraTec is composed of multiple layers of titanium nitride and titanium carbon nitride achieving 30%<sup>1</sup> increase in strength, 25%<sup>1</sup> greater wear resistance, and nearly a 65%<sup>1</sup> reduction in surface roughness.

## 2 NEW DRIVE MECHANISM

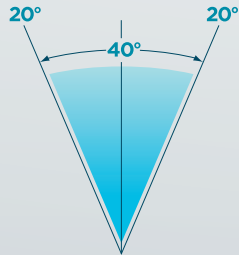
Industry standard .050"/1.25mm\* hex drive mechanism simplifies placement. Smaller center cavity reduces area for food and plaque accumulation.

## 3 EASIER DENTURE SEATING WITH PIVOTING TECHNOLOGY

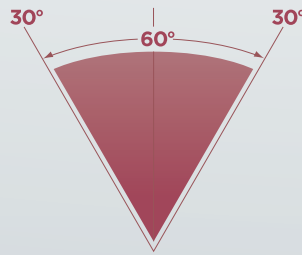
Patented modifications to the Denture Attachment Housing now allow the Housing to pivot up to 30° over the seated LOCATOR R-Tx Nylon Retention Inserts, eliminating the need for pre-angled abutments.



Legacy LOCATOR®/  
Standard Retention  
Insert



Legacy LOCATOR/  
Extended Range  
Retention Insert





LOCATOR R-Tx  
Standard Retention  
Insert



LOCATOR R-Tx  
Limited Range  
Insert

## 4 NARROWER CORONAL GEOMETRY

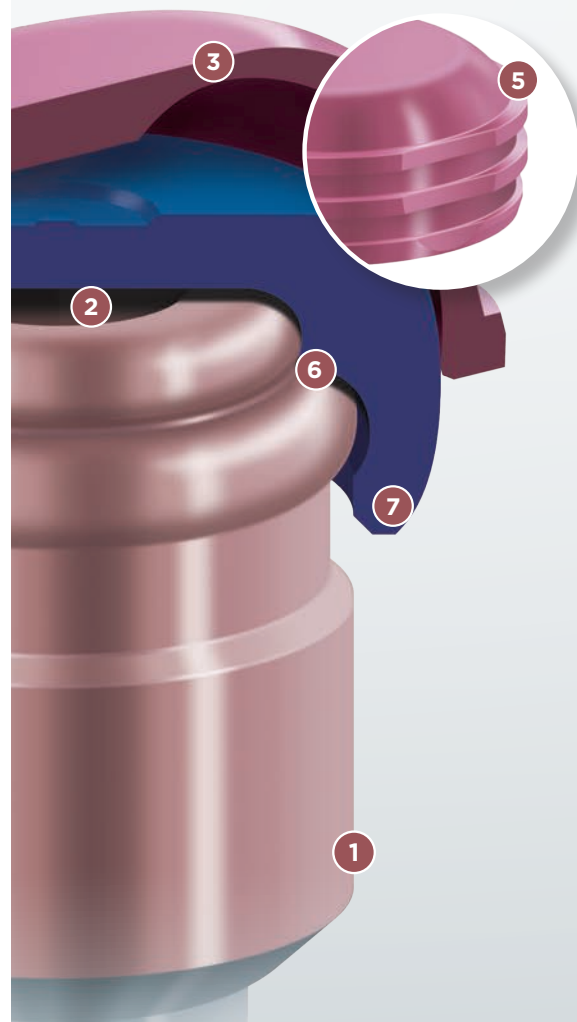
The dual engaging geometry of the Abutment offers a narrower leading edge and taper-like effect to allow the patient to more easily align and properly seat the overdenture.



Metal Slot  
Feature



# R-Tx<sup>®</sup> REMOVABLE RETENTION SYSTEM



## PRACTICAL DENTURE ATTACHMENT HOUSING DESIGN

- 5 Horizontal grooves and flats resist vertical and rotational movement, and a channel inside the top of the Housing enhances pivot range of motion. New pink anodization improves aesthetics in areas of thin denture acrylic.

## EFFICIENT ABUTMENT/INSERT ENGAGEMENT

- 6 The Nylon Retention Inserts now engage dual retentive surfaces on the exterior of the Abutment. This helps prevent debris and plaque accumulation within the drive mechanism from impacting proper seating.

## RETENTION INSERT DESIGN

- 7 The system now offers two ranges of inserts allowing the clinician to customize retention based on the patients preferences and needs. Both sets offer, Low, Medium and High retention.

### STANDARD RANGE INSERTS



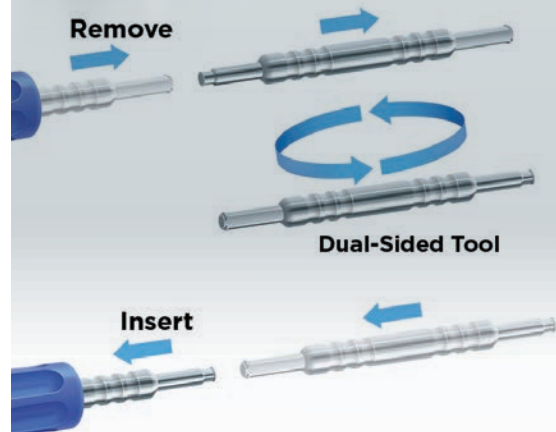
### LIMITED RANGE INSERTS



Limited Range Inserts are intended for patients with 10 degrees or less of implant divergence, providing a tighter, more secure fit for patients wanting more stability.

## 8 CONVENIENT ALL-IN-ONE PACKAGING

Custom designed all-in-one, double-ended vial separately holds Abutment and Processing Components providing all the necessary components for the case with one part number.



## 9 CUSTOM RETENTION INSERT TOOL

Dual-Sided Tool for easy insertion and removal of the LOCATOR R-Tx Retention Insert. Metal slot feature on the back of the Tool allows the clinician to disengage a Retention Insert without the risk of tearing gloves.